

COURAGE

Courage

Courage is about placing values over fears. As students learn about courageous acts, they begin to develop the capacity to imagine what they might do in certain circumstances. Although we may never know what we might do in a situation that calls for courage, knowing ourselves well makes it likely that we'll act in accordance with our values.

This activity packet includes a selection of resources for educators, parents/caregivers, and students.

Booklist: A recommended list of books about courage.

Puzzles and Activities for Students: Resources about courage designed for independent student use.

Take-Home Activity: An activity about courage designed to help students continue learning at home.

Classroom Activity: An activity about courage designed for the classroom.

We suggest you print and copy the *Take-Home Activity* and *Puzzles and Activities for Students* pages and send them home to extend the learning.


For more reading resources, visit www.RIF.org/Literacy-Central.

TABLE OF CONTENTS

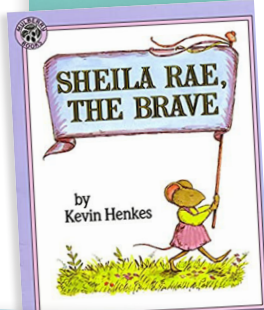
Book List	3
Word Scramble	4
Crossword Puzzles	5-6
Word Searches	7-8
Memory Match	9-10
Take-home Activity	11
Classroom Activity	12-13
All Answer Keys	14-16

Courage Book List


Recommended Books




Max the Brave
Author and Illustrator:
Ed Vere
PK-K



Sheila Rae, The Brave
Author and Illustrator:
Kevin Henkes
PK-1




We Are Water Protectors
Authors: Carole Lindstrom
Illustrator: Michaela Goade
PK-1




The Boy and the Whale
Author and Illustrator:
Mordicai Gerstein
PK-2




The Thing You Couldn't Do
Author and Illustrator:
Ashley Spires
PK-2



Before She Was Harriet
Author: Lesa Cline-Ransome
Illustrator: James E. Ransome
PK-3




Malala's Magic Pencil
Author: Malala Yousafzai
Illustrator: Kerascoët
K-3



The Mud Pony
Author: Caron Lee Cohen
Illustrator: Shonto Begay
2-4



Bobby the Brave
Author: Lisa Yee
Illustrator: Dan Santat
3-4



Upside Down in the Middle of Nowhere
Authors: Julie T. Lamana
4-6

Word Scamble

Name: _____ Date: _____

Instructions: Rearrange the letters in each item to spell a word related to the theme.
If you need a hint, the list of words is printed at the bottom - upside down!

1. IRGT _ _ _ _

2. RAVOL _ _ _ _ _

3. GRINDA _ _ _ _ _

4. VERABRY _ _ _ _ _

5. GRENTTSH _ _ _ _ _


6. DTEFORTIUI _ _ _ _ _

List: grit, valor, daring, bravery, strength, fortitude

Crossword Puzzle (easier)

Name: _____ Date: _____

Answer clues based on the content and vocabulary words for the topic of Courage.
Look for hints in the Word Bank.



Down

1. ____ is the ability to handle danger or difficulty.
4. Always give your best ____!

Across

2. A slang word for spirit.
3. To be courageous is to have ____.
5. Face your ____ and keep going toward your goal!
6. Do you have a ____ who shows you how to be strong & courageous?


Word Bank

COURAGE
EFFORT
FEAR
SPUNK
CHARACTER
HERO

Crossword Puzzle (harder)

Name: _____ Date: _____

Answer clues based on the content and vocabulary words for the topic of Courage.
Look for hints in the Word Bank.



Across

7. Courage comes from within...from the ____.
8. Being ____ requires courage!
9. Another word for courage or determination.
10. ____ is determination in the face of danger, especially in battle.

Down

1. ____ is the ability to face danger or difficulty.
2. To have courage is to find ____ within yourself!
3. Taking ____ can demonstrate your courage.
4. Your ____ often shows in your courage to face difficulty.
5. Another word for fearlessness.
6. Slang for courage or spirit.

Word Bank

COURAGE
ACTION
TENACITY
DARING
SPUNK
HEART
VALOR
STRENGTH
CHARACTER
ADVENTUROUS

Word Search (easier)

Name: _____ Date: _____

Find the words in the list below.

C	H	A	R	A	C	T	E	R	H
K	E	E	A	C	T	I	O	N	S
A	W	F	S	U	L	J	G	E	C
V	B	F	P	J	F	H	E	R	O
A	R	O	U	B	V	H	G	V	U
L	A	R	N	R	F	H	M	E	R
O	V	T	K	E	E	G	A	H	A
R	E	I	Y	D	A	R	I	N	G
N	R	S	P	I	R	I	T	W	E
C	Y	H	E	A	R	T	N	L	J

Word Bank

COURAGE

DARING

GRIT

BRAVERY

FEAR

NERVE

HEART

ACTION

CHARACTER

HERO

SPUNK

SPIRIT

Word Search (harder)

Name: _____ Date: _____

Find the words in the list below.

G	C	M	H	K	N	O	T	D	P	V	E	K
P	Y	H	C	E	T	N	L	T	B	A	F	G
A	O	L	A	Y	A	E	C	C	B	E	F	T
D	E	T	E	R	M	I	N	A	T	I	O	N
V	A	M	J	A	A	F	B	A	C	P	R	O
E	N	S	A	B	G	C	P	W	C	V	T	R
N	J	L	C	R	M	V	T	E	H	I	I	K
T	J	D	O	A	W	S	A	E	E	V	T	L
U	N	P	U	V	J	P	P	L	R	G	U	Y
R	K	O	R	E	Y	U	A	I	O	G	D	W
O	E	D	A	R	I	N	G	D	R	R	E	H
U	P	G	G	Y	V	K	N	E	O	I	C	P
S	T	R	E	N	G	T	H	P	N	E	T	J

Word Bank

COURAGE

STRENGTH

DARING

BRAVERY

ADVENTUROUS

DETERMINATION

CHARACTER

HERO

SPUNK

FORTITUDE

SPIRIT

VALOR

TENACITY

EFFORT

Memory Match



Cut along the lines to create vocabulary cards. Then, mix them up and turn them over. Flip two cards at a time, using your memory to try to find word pairs. Use each page separately for an easier version, or put all the cards together for a bigger challenge.

courage

courage

strength

strength

daring

daring

bravery

bravery

adventurous

adventurous

determination

determination



Memory Match



Cut along the lines to create vocabulary cards. Then, mix them up and turn them over. Flip two cards at a time, using your memory to try to find word pairs. Use each page separately for an easier version, or put all the cards together for a bigger challenge.

heart

heart

spirit

spirit

effort

effort

character

character

action

action

tenacity

tenacity



Take-Home Activity

Your Courageous Story

Your child has been learning about courage at school and this activity is designed to extend the learning at home.

Courage can be obvious or quiet. Help your child identify courage within themselves by remembering a time they acted in spite of fear. If you'd like, you can complete this activity, too, sharing your own experience with your child.

STEPS:

1. Have your child think about a time they were scared to do something, but it was important to them so they did it anyway, even though they were afraid. (This could be something very small, like trying a new food or game, or something bigger, like jumping off a diving board or standing up for a classmate.)
2. Then, re-enact the courageous event with your child. Act it out together from start to finish.
3. Follow up your re-enactment by asking your child questions to help them reflect on the experience. Here are some questions you might ask.
 - How did you feel before your act of courage?
 - What did you tell yourself to take the first step?
 - How did you feel in the moment?
 - How did you feel when the courageous act was over?
 - Would you take this action again? Why or why not?

Classroom Activity

A Medal for Courage


This activity can be done independently, in pairs, or in small groups.

STEPS

1. Read a few books about courage with your students and have class discussions about what makes certain acts courageous.
2. Tell students that they will be designing (drawing) a Medal of Courage. They should include at least three components (e.g., animals, symbols, people, shapes, nature, specific colors) and be able to explain why they chose those items
3. Provide time for students to think, sketch, and finalize their medals.
4. Invite students to share their medals with the class and explain their choices.


Classroom Activity

A Medal for Courage




ANSWER KEYS

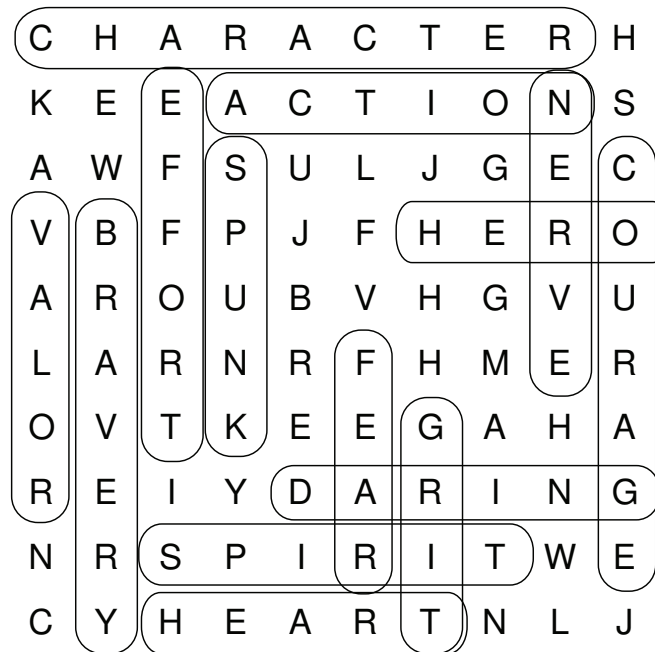
Key: Crossword Puzzle (easier)



Key: Crossword Puzzle (harder)



Key: Word Search (easier)



Key: Word Search (harder)

