






DOLLAR GENERAL
**LITERACY
FOUNDATION**



FAMILY



Powered by
Reading
Is Fundamental
until every child reads

Family

Families are important in so many ways and children benefit from knowing that happy families come in all sizes and configurations. Reading books that celebrate families of all kinds helps children feel secure and connected in our diverse world.

This activity packet includes a selection of resources for educators, parents/caregivers, and students.

Booklist: A recommended list of books about families.

Puzzles and Activities for Students: Resources about families designed for independent student use.

Take-Home Activity: An activity about families designed to help students continue learning at home.

Classroom Activity: An activity about families designed for the classroom.

We suggest you print and copy the *Take-Home Activity* and *Puzzles and Activities for Students* pages and send them home to extend the learning.


For more reading resources, visit www.RIF.org/Literacy-Central.

TABLE OF CONTENTS

Book List	3
Word Searches	4-5
Rhyme Time	6
Crossword Puzzles	7-8
Memory Match	9-10
Coloring Page	11
Take-Home Activity	12
Classroom Activity	13
All Answer Keys	14-16

Family Book List

Recommended Books




Lola Reads to Leo

Author: Anna McQuinn
Illustrator: Rosalind Beardshaw
PK-K




A Family Is a Family Is a Family

Author: Sara O'Leary
Illustrator: Qin Leng
PK-2




Clifford's Family

Author and Illustrator:
Norman Bridwell
PK-3




Is Your Mama a Llama?

Author: Deborah Guarino
Illustrator: Steven Kellogg
PK-3




Julius, The Baby of the World

Author and Illustrator:
Kevin Henkes
PK-3




The Nowhere Box

Author and Illustrator:
Sam Zuppardi
PK-3



Dear Juno

Author: Soyung Pak
Illustrator: Susan Kathleen Hartung
PK-5




Don't Be Late!

Author: Libby Brereton
Illustrator: Chris Vallo
K-2



Grandpa Green

Author and Illustrator:
Lane Smith
K-3



Ginger Pye

Author: Eleanor Estes
2-5

Word Search (easier)

Name: _____ Date: _____

Find the words in the list below.

R	M	L	I	S	T	E	N	A
N	J	H	K	I	D	S	F	N
G	E	O	G	B	C	A	R	E
F	A	M	I	L	Y	V	I	L
T	W	E	V	I	I	W	E	O
P	A	R	E	N	T	S	N	V
U	B	M	N	G	I	H	D	E
D	C	O	U	S	I	N	S	B
R	E	L	A	T	I	V	E	S

Word Bank

FAMILY

HOME

LOVE

RELATIVES

SIBLINGS

FRIENDS

GIVE

KIDS

COUSINS

PARENTS

CARE

LISTEN

Word Search (harder)

Name: _____ Date: _____

Find the words in the list below.

T	M	C	H	I	L	D	R	E	N	B	G
R	U	E	N	C	J	L	O	V	E	F	R
A	L	E	R	H	O	M	E	M	H	R	A
D	R	I	W	F	V	U	J	K	A	I	N
I	E	B	S	C	A	M	S	S	A	E	D
T	L	S	S	T	N	M	B	I	D	N	P
I	A	R	T	Y	E	D	I	B	N	D	A
O	T	F	T	O	U	N	C	L	E	S	R
N	I	S	O	J	R	J	W	I	Y	V	E
S	V	A	C	A	T	I	O	N	K	E	N
U	E	N	S	J	R	U	E	G	G	I	T
K	S	R	D	A	U	N	T	S	C	R	S

Word Bank

FAMILY	SIBLINGS	GRANDPARENTS
AUNTS	UNCLES	COUSINS
HOME	LOVE	VACATION
FRIENDS	PARENTS	CHILDREN
RELATIVES	TRADITIONS	LISTEN
STORIES		



Rhyme Time

Instructions: Each of these words is related to the theme. For each word, think of two words that rhyme. Write your rhyming words on the lines, like we did in the example.

Example

give _____ live _____

_____ forgive _____

love _____

aunt _____

home _____

kid _____

care _____



Crossword Puzzle (easier)

Name: _____ Date: _____

Answer clues based on the content and vocabulary words for the topic of Family.
Look for hints in the Word Bank.

The crossword puzzle grid consists of white squares for letters and black squares for empty space. The numbered starting points are: 1 (top left, horizontal), 2 (top left, vertical), 3 (middle right, vertical), 4 (center, vertical), 5 (center left, horizontal), 6 (center right, horizontal), 7 (far right, vertical), 8 (center, vertical), 9 (bottom center, horizontal), and 10 (bottom center, horizontal).

Word Bank

FAMILY	SCHOOL
FRIENDS	CHILDREN
RELATIVES	TEENAGERS
LISTEN	STORIES
SIBLINGS	SHARE
LOVE	CARE
CHORES	TRADITIONS

Down

2. Learn about your family through listening to family ____.
3. To ____ and be loved is a most special gift.
4. Take time to ____ your family your time & attention.
6. Another word for brothers & sisters.
7. Is your ____ in the city or the country?
8. Can you name all your ____ members?

Across

1. A nickname for children.
5. Your ____ include siblings, aunts, uncles, cousins, and grandparents.
9. Be sure to ____ to family stories!
10. ____ are often like family!

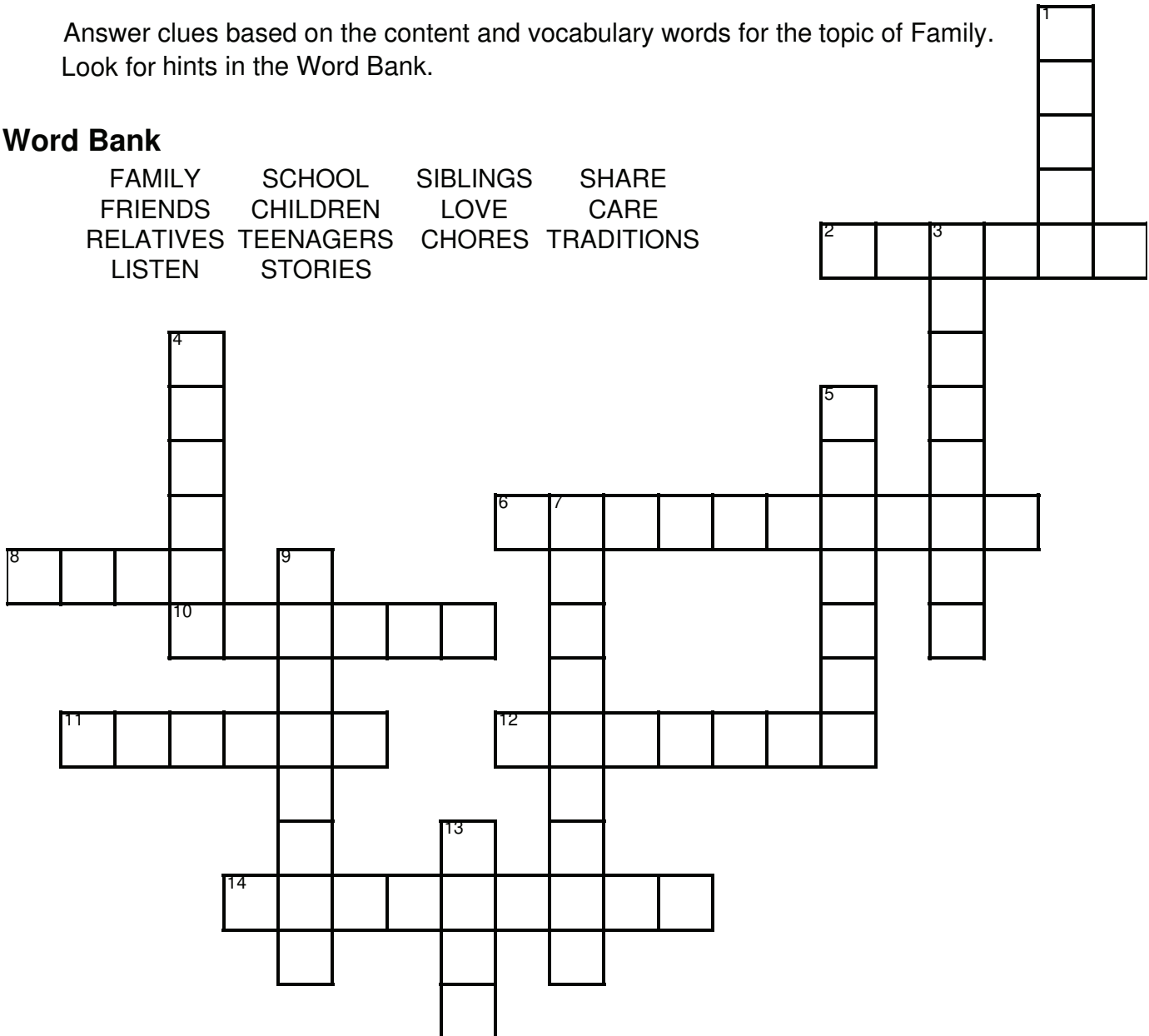
Crossword Puzzle (harder)

Name: _____ Date: _____

Answer clues based on the content and vocabulary words for the topic of Family.
Look for hints in the Word Bank.

Word Bank

FAMILY SCHOOL SIBLINGS SHARE
FRIENDS CHILDREN LOVE CARE
RELATIVES TEENAGERS CHORES TRADITIONS
LISTEN STORIES



Across

2. Take time to ____ to your older family members.
6. What family ____ do you have around the holidays?
8. ____ is at the heart of a family!
10. Do you go to ____ with any of your siblings?
11. How many people are in your ____?
12. There are many family ____ to listen to & learn about.
14. Family members aged 13-19 are ____.

Down

1. It is important to ____ time and stories with family.
3. Another word for brothers & sisters.
4. Do you have ____ to do around your home?
5. ____ are often like family to us.
7. Aunts, uncles, cousins, grandparents are your ____.
9. The word for more than one child.
13. Take time to ____ and share with your family!

Memory Match



Cut along the lines to create vocabulary cards. Then, mix them up and turn them over. Flip two cards at a time, using your memory to try to find word pairs. Use each page separately for an easier version, or put all the cards together for a bigger challenge.

family

family

siblings

siblings

grandparents

grandparents

home

home

parents

parents

traditions

traditions



Memory Match



Cut along the lines to create vocabulary cards. Then, mix them up and turn them over. Flip two cards at a time, using your memory to try to find word pairs. Use each page separately for an easier version, or put all the cards together for a bigger challenge.

aunts	aunts
uncles	uncles
relatives	relatives
care	care
love	love
listen	listen





Take-Home Activity

Family Story Night

Your child has been learning about family at school and this activity is designed to extend the learning at home.

This activity provides a way to talk about family members and significant family events. Hearing stories about people in the past can be very entertaining for children and can help them understand that all people face challenges and have adventures. Even stories about people they don't know can help them feel connected to our global human family.

STEPS:

1. Pick a place in your home that will be comfortable for everyone to sit around for a while. If you want to, create a special atmosphere with pillows or blankets on the floor, make a special treat, or let the kids stay up a little late.
2. Come prepared with at least a few special family stories – tales of triumph over challenge, tales from another generation, tales that make you laugh.
3. Tell your stories. If possible, use one or all of the following supports.
 - a. Another family member: Whether in person or virtually, enroll another family member that was there.
 - b. Music: If your story is from a specific time or about music in any way, play the music of the time before, during, or after the telling.
 - c. Visuals: If you have photographs of the stars of the story, pass them around; if you think maps or diagrams would support the telling, draw them; if you have items that are a part of the story, show them during the telling.
 - d. Books or Movies: If your story is about, for example, the time Uncle Roy hit a home run to win the game, consider reading a book or watching a movie about baseball as part of your family story night.

Classroom Activity

Amazing Groups

This activity focuses on surprising names of groups of animals that could be considered families. This activity is designed for small groups, but you could make it an independent, pair, or whole class activity by changing the number of cards available.

STEPS


1. Print or write the following words on cards or scraps of paper. (Each pairing is the name of an animal and the word for a collection or group of those animals, e.g., a float of crocodiles, a gaze of raccoons, etc.) Make enough cards to provide one set of the entire list to each small group in your class.

Ants	Army
Cats	Clutter
Clams	Bed
Coyotes	Band
Crocodiles	Float
Ducks	Paddling
Geese	Gaggle
Grasshoppers	Cloud
Leopards	Leap
Raccoons	Gaze
Rhinoceroses	Crash
Sheep	Flock


2. Provide one set of mixed up cards to each group and challenge them to match the cards correctly. As a hint, tell them that some group names describe what the animals do or how they look.
3. When all groups have finished matching, reveal the correct matches. Have groups keep a tally of how many they get right. If appropriate for your class, make it a contest and provide a small prize to the winning group.
4. Talk about why these groups of animals seem like families (e.g., they protect each other, they eat together, they travel together).
5. Consider using the animal group names as names for class groups for other activities.

ANSWER KEYS


Key: Word Search (easier)



Key: Word Search (harder)



Key: Crossword Puzzle (easier)



Key: Crossword Puzzle (harder)

