

BACK TO SCHOOL FUN

Back-to-School Fun

Students return to school each year with lots of feelings – sometimes all at once! They may be feeling excited, nervous, curious, or antsy. Reading stories and discussing the experiences of the characters is one way to help students process and be more comfortable with their range of feelings.

This activity packet includes a selection of resources for educators, parents/caregivers, and students.

Booklist: Recommendations to mark and celebrate the return to school.

Puzzles and Activities for Students: A collection of resources for students to use independently.

Take-Home Activity: Designed for parents/caregivers to help students continue to learn at home.

Classroom Activity: Designed for educators to use in class.

Print, copy, and send home the *Take-Home Activity* and *Puzzles/Activities for Students*!


For more reading resources, visit www.RIF.org/Literacy-Central.

TABLE OF CONTENTS

Book List	3
Word Searches	4-5
Crossword Puzzles	6-7
Memory Match	8-9
Coloring Page	10
Take-home Activity	11
Classroom Activity	12
All Answer Keys	13-15


Back-to-School Book List

Recommended Books




Biscuit Goes to School

Author: Alyssa Satin Capucilli
Illustrator: Pat Schories
PK-2




This is the Way We Go to School

Author: Edith Baer
Illustrator: Steve Bjorkman
PK-3




School's First Day of School

Author: Adam Rex
Illustrator: Christian Robinson
PK-3




Stuart Goes to School

Author: Sara Pennypacker
Illustrator: Martin Matje
PK-3




Pete the Cat: Rocking in My School Shoes

Author: Eric Litwin
Illustrator: James Dean
PK-3




The Night Before Kindergarten

Author: Natasha Wing
Illustrator: Julie Durrell
PK-2




How Do Dinosaurs Go to School?

Author: Jane Yolen
Illustrator: Mark Teague
PK-2




Bad Kitty School Daze

Author and Illustrator:
Nick Bruel
2-5



Clifford's First School Day

Author and Illustrator: Norman Bridwell
PK-3



Sideways Stories from Wayside School

Author: Louis Sachar
Illustrator: Adam McCauley
3-7

Word Search (easier)

Name: _____ Date: _____

Find the words in the list below

R E C E S S T S D R P Y H
U W H F T E A C H E R H W
E L B L U N C H J A I C Y
A S K J D S T O P D N O E
N U R S E K W O N I C M U
G M P E N C I L S N I P I
K V K Y T K W B R G P U N
J U L E A R N U B M A T H
E O P B O O K S N D L E Y
G V L G J S C I S S O R S
K I V J Y C R A Y O N S W
K I N D E R G A R T E N M
D E L E M E N T A R Y W R

Word Bank

SCHOOL	TEACHER	STUDENT
PRINCIPAL	NURSE	LUNCH
RECESS	READING	MATH
COMPUTERS	SCHOOL BUS	PENCILS
CRAYONS	SCISSORS	LEARN
BOOKS	ELEMENTARY	KINDERGARTEN



Word Search (harder)

Name: _____ Date: _____

Find the words in the list below

S W B G R A D U A T I O N
O C O M P U T E R S K C L
C L H H A S H C S L B G A
I A W N K T E A C H E R S
A S P U V U H F H F X A C
L S B R L D J E O L P D I
S R O S I E R T O B L E E
T O O E B N A E L A O S N
U O K R R T C R A N R D C
D M S P A S U I N D E W E
I C H O R U S A P E I F B
E K K G Y M C Y I A G N B
S U T E A M W O R K L K G

Word Bank

SCHOOL

TEACHERS

STUDENTS

PRINCIPAL

NURSE

CAFETERIA

GYM

LIBRARY

READING

MATH

SCIENCE

SOCIAL STUDIES

COMPUTERS

GRADES

GRADUATION

LEARN

EXPLORE

TEAMWORK

BOOKS

CLASSROOM

BAND

CHORUS



Crossword Puzzle (easier)

Name: _____ Date: _____

Answer clues based on the content and vocabulary words for the topic of Back-to-School. Look for hints in the Word Bank.

Word Bank

SCHOOL
LUNCH
PENCILS

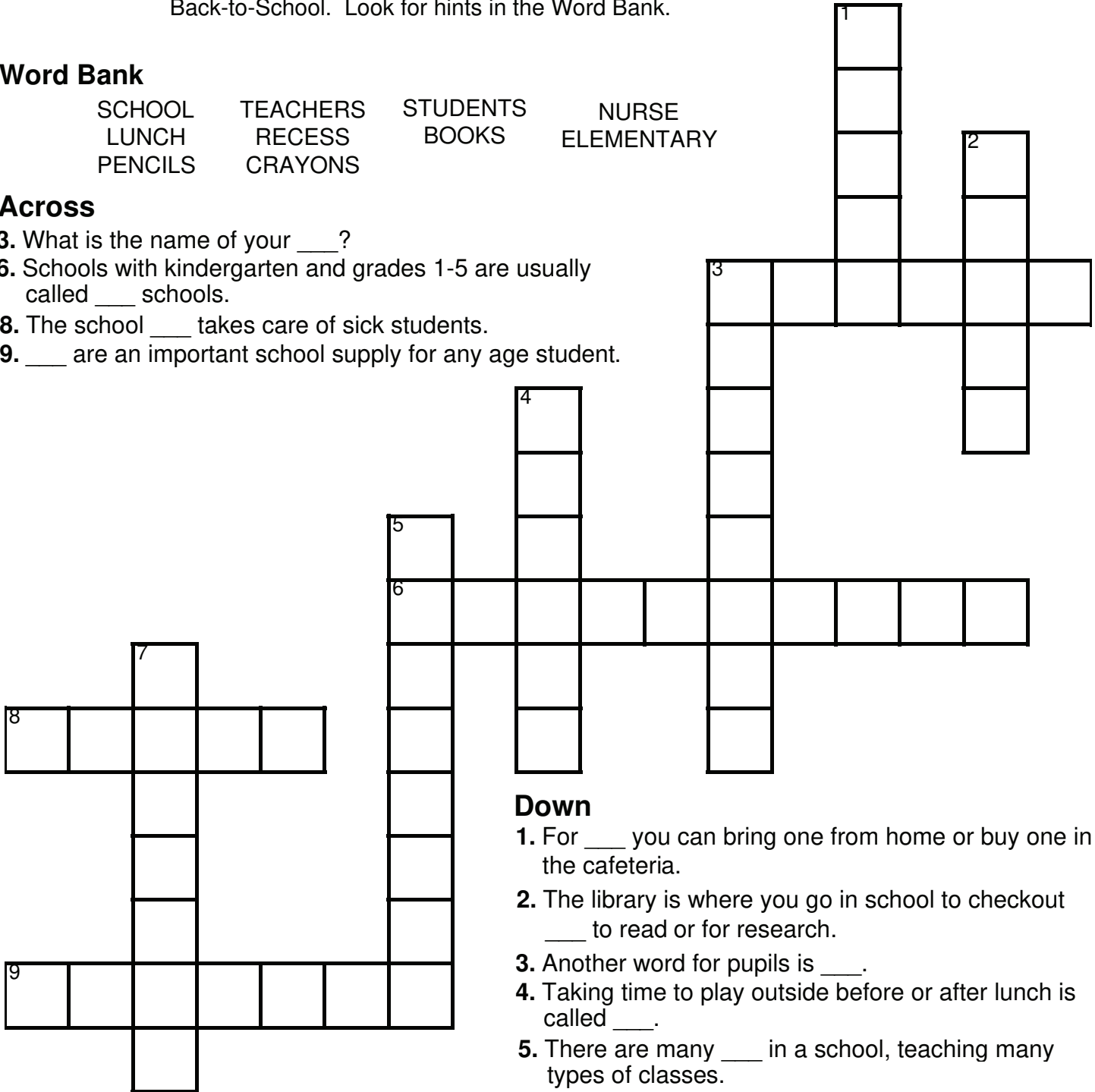
TEACHERS
RECESS
CRAYONS

STUDENTS
BOOKS

NURSE
ELEMENTARY

Across

3. What is the name of your ____?
6. Schools with kindergarten and grades 1-5 are usually called ____ schools.
8. The school ____ takes care of sick students.
9. ____ are an important school supply for any age student.




Down

1. For ____ you can bring one from home or buy one in the cafeteria.
2. The library is where you go in school to checkout ____ to read or for research.
3. Another word for pupils is ____.
4. Taking time to play outside before or after lunch is called ____.
5. There are many ____ in a school, teaching many types of classes.
7. Kindergarten students always enjoy using their ____ to create art projects.

Crossword Puzzle (harder)

Name: _____ Date: _____

Answer clues based on the content and vocabulary words for the topic of Back-to-School. Look for hints in the Word Bank.



Word Bank

SCHOOL
NURSE
LAPTOPS
SCHOOL BUS
STUDENTS
GYM
MIDDLE
TEAMWORK

TEACHER
CAFETERIA
BAND
PENCILS
PRINCIPAL
LIBRARY
GRADUATION
LEARN

Across

2. The ____ is where you go in school to checkout books to read or for research.
3. ____ are important school supplies for all students.
7. ____ can be from kindergarten, elementary, middle, or high school.
11. Another word for pupils is ____.
12. The ____ is where P.E. classes are held, along with special events for the school.
13. A class where you learn to play an instrument.
14. When it is time for lunch at school, do you go to the ____ to eat?
15. The school ____ helps when students get sick.
16. Do you ride a ____ to school?

Down

1. Grades 6-8 are usually called ____ schools.
4. Are ____ part of the school supplies provided by your school?
5. August or September are the times to get ready to go back to ____.
6. The ____ is the leader of the school.
8. ____ is an important part of learning in any classroom.
9. Do you have a favorite ____?
10. The purpose of going to school is to ____ important information & knowledge.



Memory Match



Cut along the lines to create vocabulary cards. Then, mix them up and turn them over. Flip two cards at a time, using your memory to try to find word pairs. Use each page separately for an easier version, or put all the cards together for a bigger challenge

school

school

teacher

teacher

student

student

pencils

pencils

learn

learn

books

books



Memory Match



Cut along the lines to create vocabulary cards. Then, mix them up and turn them over. Flip two cards at a time, using your memory to try to find word pairs. Use each page separately for an easier version, or put all the cards together for a bigger challenge

bus

bus

gym

gym

library

library

computers

computers


lunch

lunch

principal

principal






Take-Home Activity

Back-to-School Tour

Encourage your child to take you on an imaginary tour of their school using a drawing, labels, and symbols. This activity may spur more conversation about your child’s experiences at school and, hopefully, keep the lines of communication open so you can continue to help them adjust happily.

STEPS:

- 1. Gather paper and drawing and writing utensils. If you think it would be helpful, draw an outline of your child’s school (either a rough floorplan or an outline of the building).
- 2. Ask your child to prepare to take you on a tour of their school by drawing and labeling in key things in their day (e.g., where they eat lunch, their favorite teacher, the water fountain, the computer lab, etc.) Help them get the information on the page, as necessary.
- 3. Invite your child to add symbols to note their feelings about specific things: a star for favorites, an X for things they don’t like too much, and a ? for things they have questions about.
- 4. When your child is finished, ask them to walk you through the representation of their school as if they are giving you a tour. Stop to talk about whatever comes up.



Classroom Activity

A Brand New School Year

For the following activity, read a book about a back-to-school experience with your students. Then, guide your students through the activity. This activity can be done independently, in pairs, or in small groups.

STEPS

1. Read a book about back-to-school with your students. Note: You may select a book from the enclosed Back-to-School Booklist or select one of your own books.
2. Lead a discussion that focuses on the main character in the story and how they felt about starting a new school year.
3. Have your students fold a piece of paper into fourths (one vertical fold and one horizontal fold).
4. Invite students to use drawings, words, phrases, full sentences, or a combination to complete the following quadrants. Students may have brief and simple answers or more complex answers. Modifications include pairing/grouping students, suggesting symbols such as smiley/frowny/scared faces, pre-printing and distributing feeling words, providing the summary for quadrant III, etc.

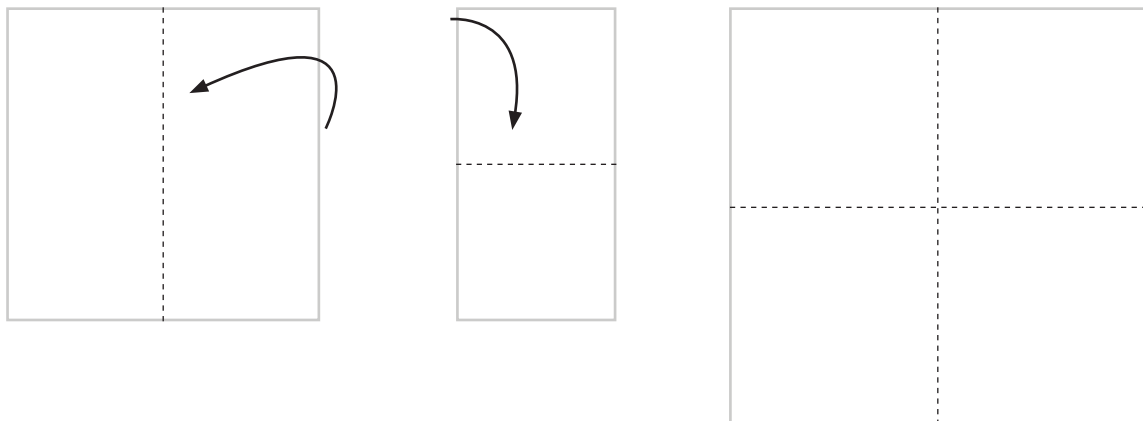
I. **Main Character (MC):** Who was the main character? Did the main character have a name or any special characteristics? Describe the main character.

II. **Feelings about Back-to-School:** How did the main character feel about going back to school? What helped you understand how the main character was feeling?

III. **School Experience:** What happened when the main character went back to school? Can you write a two-sentence summary of the school experience?


IV. **New Feeling:** How did the main character feel about school at the end of the book? Did the main character's feeling change?

5. Have students share a discovery from their work with the class. For example, *Some people are so excited about school they can't sleep the night before.* Or, *Clifford was scared of school until he went and found out everyone was nice.*




ANSWER KEYS


Key: Word Search (easier)



Key: Word Search (harder)



Key: Crossword Puzzle (easier)



Key: Crossword Puzzle (harder)

